

Classified
Cooper Lighting Solutions Photometric Lab
1121 Highway 74 South
Peachtree City, GA 30269



Scaled data based on original data using
LM-79-08 Approved Method: Electrical and Photometric Measurements of Solid-State
Lighting Products

Test Report Prepared for
Cooper Lighting Solutions
(formerly Eaton)

Brand: io LED

Report Number: P895868

Luminaire Tested: **GRZ-15L-930-50x60-X-UNV-STD-1F**

Issue Date: 11/20/2024

Cooper Lighting Solutions Photometric Lab
1121 Highway 74 South
Peachtree City, GA 30269

**Test Information**

Test Method: LM-79-08
Report Number: P895868
Test Lab: INNOVATION CENTER(G3)
Issue Date: 11/20/2024
Manufacturer: COOPER LIGHTING SOLUTIONS (FORMERLY EATON)
Product Line: io LED
Catalog Number: GRZ-15L-930-50x60-X-UNV-STD-1F
Description: iO LED 90CRI 3000K GRAZER 1500 lumens per ft WITH 50 deg x 60 deg OPTIC
Light Source: 3000K CCT, 90 CRI LEDS
Ballast/Driver: ELECTRONIC DRIVER

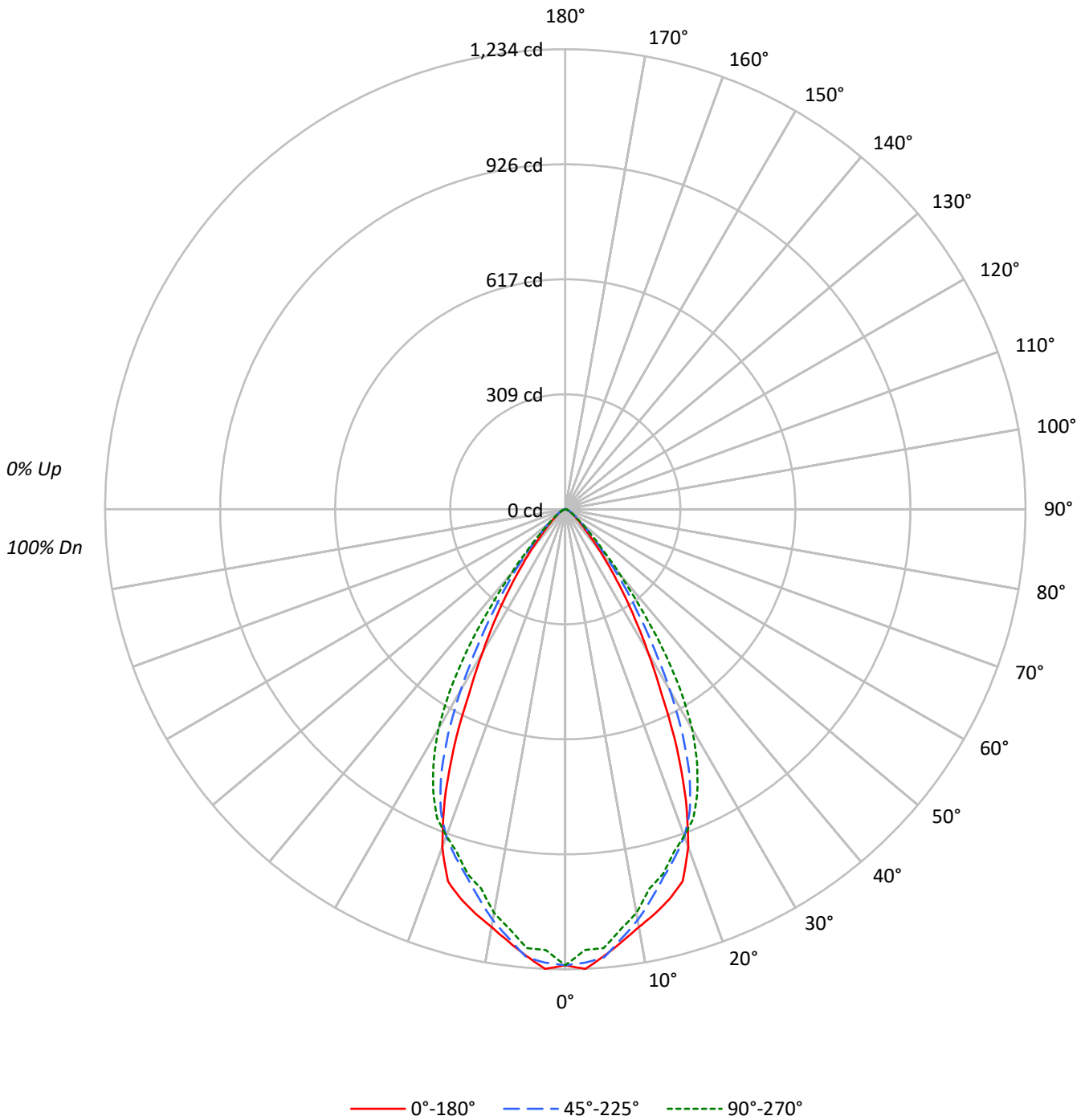
Summary

Lumens per Lamp: N/A
Luminaire Lumens: 1128.2 lumens
Efficiency: N/A
Efficacy: 75.7 lumens/watt
Spacing Criteria (0/90/45): 0.87 / 0.95 / 0.87
Luminous Opening: Rectangular (W 1' x L: 0.17' x H: 0')
CIE Type: Direct

Input Watts (W): 14.9
Input Voltage (V): 120
Input Current (Ain): NR
Voltage Rise (V): NR
Power Factor: NR
Total Harmonic Distortion (THDi): NR
Frequency (hertz): 60
Stabilization Time: NR
Operation Time: NR
Ambient Temperature (°C): NR
Test Distance: 25 FT

TEST NUMBER: P895868
CATALOG NUMBER: GRZ-15L-930-50x60-X-UNV-STD-1F

Luminous Intensity Polar Plot





TEST NUMBER: P895868

CATALOG NUMBER: GRZ-15L-930-50x60-X-UNV-STD-1F

COEFFICIENT OF UTILIZATION - ZONAL CAVITY METHOD:

RF	20				20				20				20				20				
RC	80				70				50				30				10			0	
RW	70	50	30	10	70	50	30	10	50	30	10	50	30	10	50	30	10	50	30	10	0
RCR																					
0	119	119	119	119	116	116	116	116	111	111	111	106	106	106	102	102	102	102	102	102	100
1	113	110	108	105	111	108	106	104	104	102	100	100	99	97	97	96	95	95	95	95	93
2	107	102	98	94	105	100	96	93	97	94	91	94	91	89	91	89	87	87	87	87	86
3	101	95	89	85	99	93	88	85	91	87	83	88	85	82	86	83	81	81	81	81	79
4	96	88	82	78	94	87	81	77	85	80	76	83	79	75	81	77	75	75	75	75	73
5	91	82	76	71	89	81	75	71	79	74	70	78	73	70	76	72	69	69	69	69	68
6	86	77	70	66	84	76	70	66	74	69	65	73	68	65	72	68	64	64	64	64	63
7	82	72	66	61	80	71	65	61	70	65	61	69	64	60	67	63	60	60	60	60	59
8	77	67	61	57	76	67	61	57	66	60	57	65	60	56	64	59	56	56	56	56	55
9	74	64	57	53	72	63	57	53	62	57	53	61	56	53	60	56	53	53	53	53	51
10	70	60	54	50	69	60	54	50	59	53	50	58	53	50	57	53	49	49	49	49	48

AVERAGE LUMINANCE (cd/sqm):

	0°	45°	90°
0°	78970	78970	78970
5°	77923	78137	76569
10°	74582	73356	72064
15°	72303	68192	67671
20°	66248	64138	64063
25°	50485	56192	59704
30°	33037	41873	50708
35°	20668	26801	35708
40°	11742	15897	19235
45°	6511	9113	9515
50°	4189	5284	5173
55°	3085	3580	3208
60°	2260	2544	2260
65°	1849	2017	1681
70°	1246	1454	1454
75°	823	1098	1098
80°	818	818	818
85°	815	815	815



TEST NUMBER: P895868
 CATALOG NUMBER: GRZ-15L-930-50x60-X-UNV-STD-1F

ZONAL LUMENS:

Zone	Lumens	% Fixture
0°-10°	111.3	9.9
10°-20°	288.3	25.6
20°-30°	347.7	30.8
30°-40°	237.4	21.0
40°-50°	94.6	8.4
50°-60°	30.7	2.7
60°-70°	12.4	1.1
70°-80°	4.8	0.4
80°-90°	1.0	0.1
90°-100°	0.0	0.0
100°-110°	0.0	0.0
110°-120°	0.0	0.0
120°-130°	0.0	0.0
130°-140°	0.0	0.0
140°-150°	0.0	0.0
150°-160°	0.0	0.0
160°-170°	0.0	0.0
170°-180°	0.0	0.0
0°-30°	747.4	66.2
0°-40°	984.8	87.3
0°-60°	1110.1	98.4
0°-90°	1128.2	100.0
90°-120°	0.0	0.0
90°-150°	0.0	0.0
90°-180°	0.0	0.0
0°-180°	1128.2	100.0

CANDELA DISTRIBUTION:

	0°	22.5°	45°	67.5°	90°	Flux
0°	1223	1223	1223	1223	1223	
5°	1202	1201	1206	1185	1181	113
15°	1082	1044	1020	1005	1012	302
25°	709	704	789	814	838	319
35°	262	330	340	485	453	168
45°	71	137	100	135	104	60
55°	27	37	32	31	28	25
65°	12	12	13	12	11	12
75°	3	4	4	4	4	4
85°	1	1	1	1	1	1
90°	0	0	0	0	0	



TEST NUMBER: P895868

CATALOG NUMBER: GRZ-15L-930-50x60-X-UNV-STD-1F

CANDELA DISTRIBUTION (FULL):

	0°	22.5°	45°	67.5°	90°
0°	1223.0	1223.0	1223.0	1223.0	1223.0
2.5°	1234.0	1221.9	1217.5	1212.0	1183.5
5°	1202.2	1201.1	1205.5	1184.6	1181.3
7.5°	1169.3	1163.8	1160.5	1146.2	1136.4
10°	1137.5	1125.4	1118.8	1099.1	1099.1
12.5°	1111.2	1091.4	1069.5	1049.8	1042.1
15°	1081.6	1044.3	1020.1	1004.7	1012.3
17.5°	1046.5	988.2	978.4	957.5	965.2
20°	964.1	924.6	933.4	913.7	932.3
22.5°	845.7	823.7	873.1	868.7	897.2
25°	708.6	704.2	788.7	813.9	838.0
27.5°	560.5	583.5	681.2	750.3	764.5
30°	443.1	479.3	561.6	673.5	680.1
32.5°	347.7	399.3	443.1	583.5	573.6
35°	262.2	330.2	340.0	484.8	453.0
37.5°	193.0	277.5	258.9	381.7	325.8
40°	139.3	227.1	188.6	281.9	228.2
42.5°	98.7	180.9	137.1	204.1	154.6
45°	71.3	137.1	99.8	134.9	104.2
47.5°	53.7	100.9	72.4	88.8	73.5
50°	41.7	71.3	52.6	60.3	51.5
52.5°	34.0	51.5	40.6	42.8	38.4
55°	27.4	37.3	31.8	30.7	28.5
57.5°	21.9	28.5	25.2	24.1	23.0
60°	17.5	20.8	19.7	18.6	17.5
62.5°	14.3	16.4	16.4	14.3	14.3
65°	12.1	12.1	13.2	12.1	11.0
67.5°	8.8	9.9	9.9	8.8	8.8
70°	6.6	7.7	7.7	7.7	7.7
72.5°	5.5	5.5	6.6	5.5	5.5
75°	3.3	4.4	4.4	4.4	4.4
77.5°	2.2	3.3	3.3	3.3	3.3
80°	2.2	2.2	2.2	2.2	2.2
82.5°	1.1	1.1	2.2	1.1	1.1
85°	1.1	1.1	1.1	1.1	1.1
87.5°	0.0	0.0	0.0	0.0	0.0
90°	0.0	0.0	0.0	0.0	0.0

LM-79-08: Approved Method: Electrical and Photometric Measurements of Solid-
State Lighting Products

Report Prepared for

Cooper Lighting Solutions

(formerly Eaton)

iO LED

Report Number: SP1-2101-124-2

Luminaire Tested: GRZ-05L-930-10X10-X-UNV-STD-2F

Test Date: 02/10/2021

Test Information

Test Method: LM-79-08
 Report Number: SP1-2101-124-2
 Test Lab: COOPER LIGHTING SOLUTIONS
 Photometer: SP1
 Measurement Geometry: 4π
 Issue Date: 02/10/2021
 Manufacturer: COOPER LIGHTING SOLUTIONS (FORMERLY EATON)
 Product Line: iO LED
 Catalog Number: **GRZ-05L-930-10X10-X-UNV-STD-2F**
 Description: IO LED Wall Grazer GRZ

Spectral Parameters

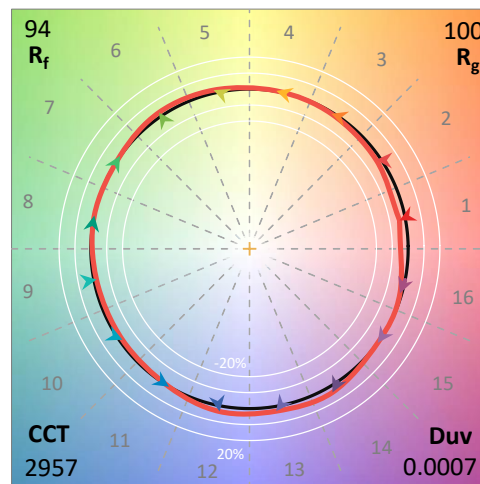
CCT (K): 2957
 CIE u': 0.2518
 CIE v': 0.5232
 Duv: 0.0007
 CIE x: 0.4409
 CIE y: 0.4072
 CIE z: 0.1519
 Peak Wavelength (nm): 624
 Dominant Wavelength (nm): 582
 Purity: 54.9

 Rf: 93.7
 Rg: 100.3

CRI (Ra):	94.1		
R1:	94.6	R9:	66.4
R2:	96.3	R10:	90.2
R3:	96.6	R11:	96.1
R4:	95.3	R12:	86.8
R5:	94.2	R13:	95.0
R6:	95.7	R14:	97.3
R7:	94.2		
R8:	85.7		

Test Conditions

Stabilization Time: 48M
 Operation Time: 12H
 Room Temperature (°C) / RH%: 25.4/38%
 Sphere Temperature (°C): 24.4

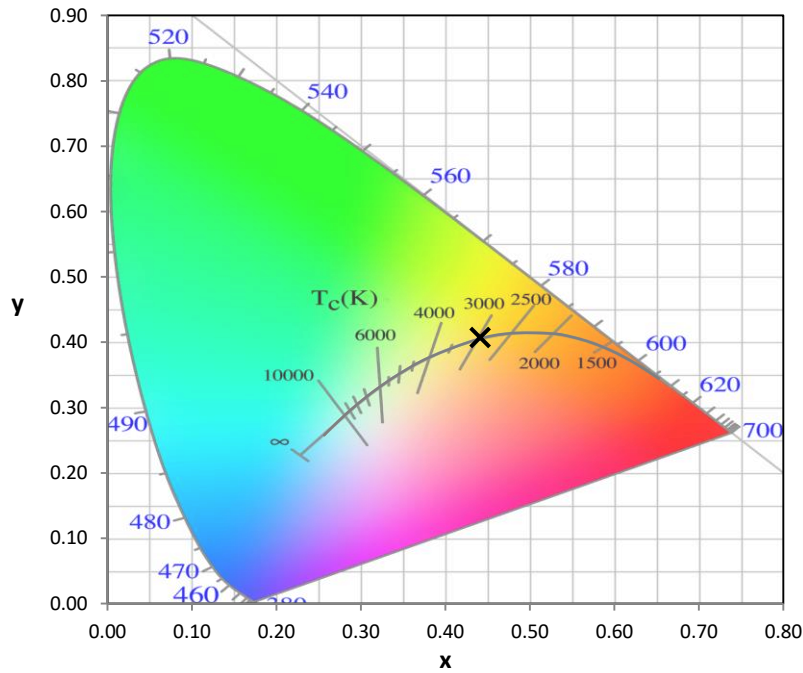


REPORT NUMBER: SP1-2101-124-2

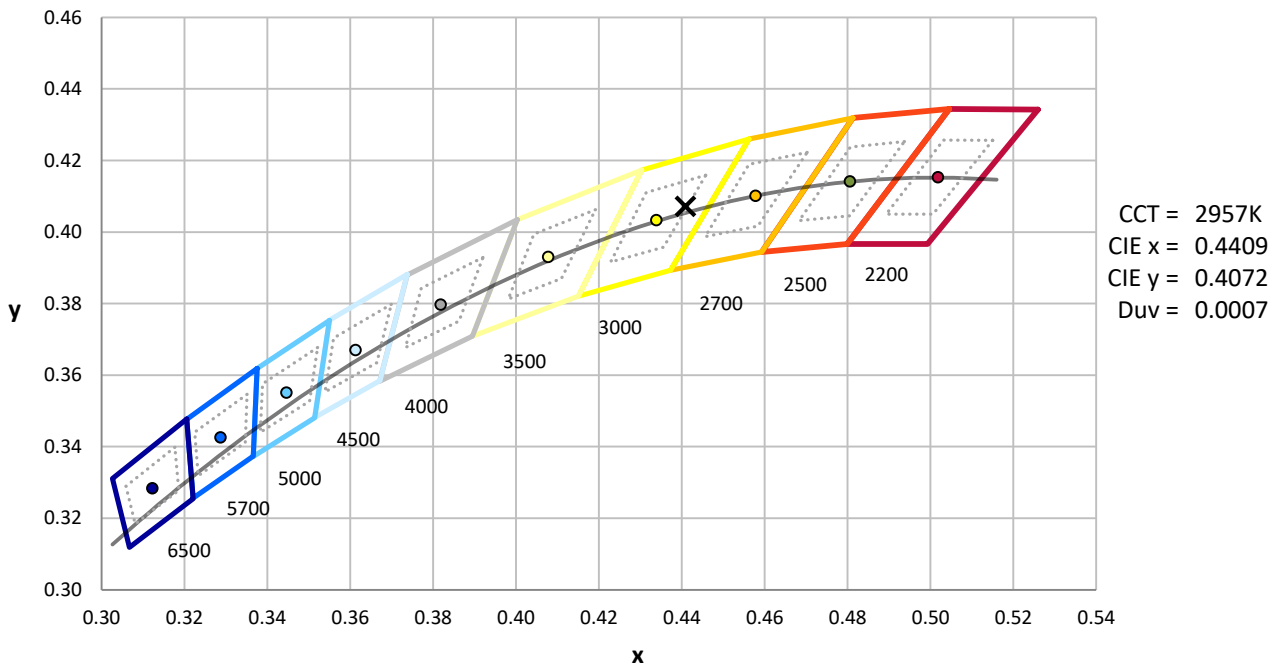
Measurement and Test Equipment			
Instrument	Identification Number	Calibration Date	Calibration Due Date
Photometer	IN0058	1/31/2021	7/31/2021
Power Meter	IN0071	12/1/2020	12/1/2021
AC Power Source	IN0063	12/1/2020	12/1/2021
DC Power Source	IN0208	12/1/2020	12/1/2021
Sphere Thermometer	IN0085	12/1/2020	12/1/2021
Room Thermometer	IN0046	12/1/2020	12/1/2021

REPORT NUMBER: SP1-2101-124-2

CIE 1931 Chromaticity Diagram



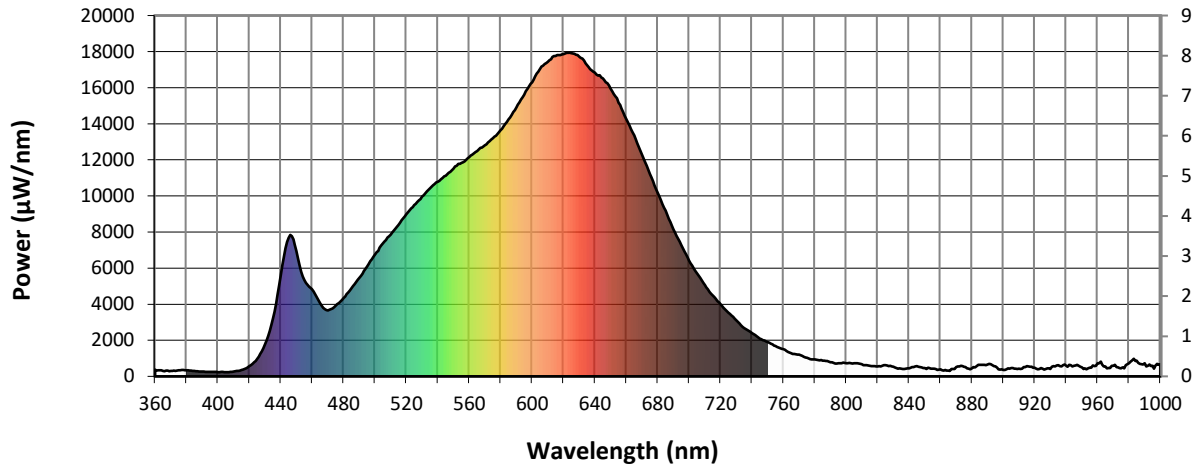
CIE 1931 Chromaticity Diagram with 2017 ANSI 7-Step and 4-Step Quadrangles



Point lies inside the ANSI 3000K 4-step quadrangle

REPORT NUMBER: SP1-2101-124-2

Photopic Flux vs. Wavelength

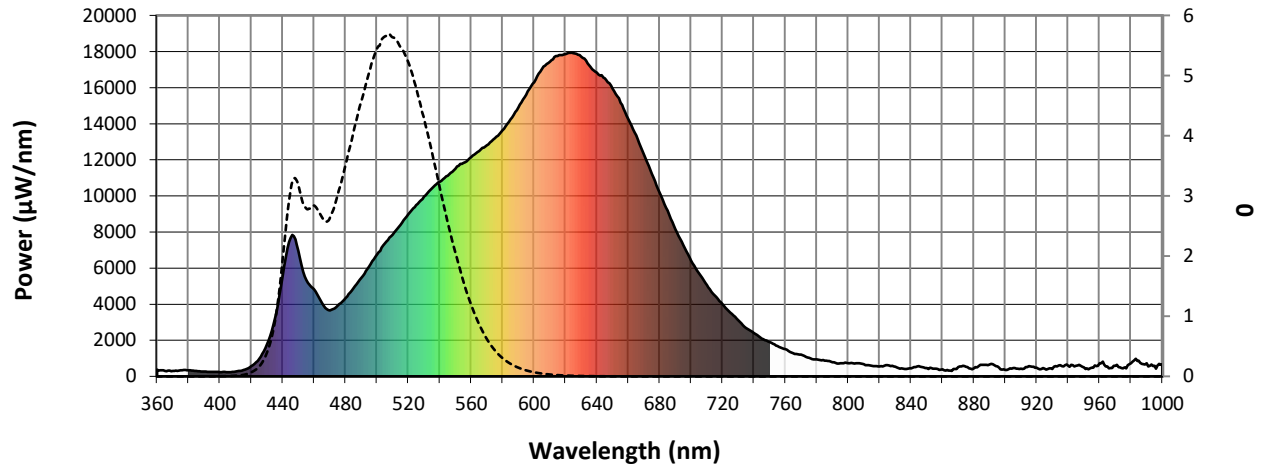


#####

λ (nm)	Power (µW/nm)	Lumens (φ/nm)	λ (nm)	Power (µW/nm)	Lumens (φ/nm)	λ (nm)	Power (µW/nm)	Lumens (φ/nm)	λ (nm)	Power (µW/nm)	Lumens (φ/nm)	λ (nm)	Power (µW/nm)	Lumens (φ/nm)
360	368	0.0	490	5466	0.8	620	17862	4.6	750	1898	0.0	880	436	0.0
365	310	0.0	495	6091	1.1	625	17922	4.0	755	1681	0.0	885	632	0.0
370	293	0.0	500	6757	1.5	630	17723	3.2	760	1509	0.0	890	653	0.0
375	346	0.0	505	7358	2.1	635	17256	2.6	765	1279	0.0	895	546	0.0
380	338	0.0	510	7854	2.7	640	16836	2.0	770	1201	0.0	900	354	0.0
385	299	0.0	515	8389	3.5	645	16513	1.6	775	1028	0.0	905	454	0.0
390	270	0.0	520	8991	4.4	650	15949	1.2	780	937	0.0	910	426	0.0
395	252	0.0	525	9495	5.1	655	15172	0.9	785	877	0.0	915	565	0.0
400	234	0.0	530	9972	5.9	660	14269	0.6	790	784	0.0	920	483	0.0
405	236	0.0	535	10431	6.5	665	13357	0.4	795	723	0.0	925	418	0.0
410	267	0.0	540	10792	7.0	670	12286	0.3	800	735	0.0	930	416	0.0
415	349	0.0	545	11118	7.4	675	11211	0.2	805	729	0.0	935	626	0.0
420	560	0.0	550	11517	7.8	680	10179	0.1	810	667	0.0	940	584	0.0
425	974	0.0	555	11837	8.1	685	9184	0.1	815	584	0.0	945	579	0.0
430	1769	0.0	560	12154	8.3	690	8166	0.0	820	546	0.0	950	504	0.0
435	3208	0.0	565	12489	8.3	695	7279	0.0	825	620	0.0	955	485	0.0
440	5576	0.1	570	12803	8.3	700	6419	0.0	830	532	0.0	960	719	0.0
445	7682	0.2	575	13201	8.2	705	5709	0.0	835	420	0.0	965	552	0.0
450	6958	0.2	580	13645	8.1	710	5055	0.0	840	444	0.0	970	586	0.0
455	5347	0.2	585	14250	7.9	715	4482	0.0	845	562	0.0	975	439	0.0
460	4823	0.2	590	14919	7.7	720	3984	0.0	850	454	0.0	980	736	0.0
465	4070	0.2	595	15606	7.4	725	3526	0.0	855	433	0.0	985	863	0.0
470	3650	0.2	600	16305	7.0	730	3109	0.0	860	383	0.0	990	722	0.0
475	3914	0.3	605	17030	6.6	735	2684	0.0	865	322	0.0	995	579	0.0
480	4339	0.4	610	17428	6.0	740	2396	0.0	870	523	0.0	1000	672	0.0
485	4881	0.6	615	17762	5.4	745	2098	0.0	875	541	0.0			

REPORT NUMBER: SP1-2101-124-2

Scotopic Flux vs. Wavelength



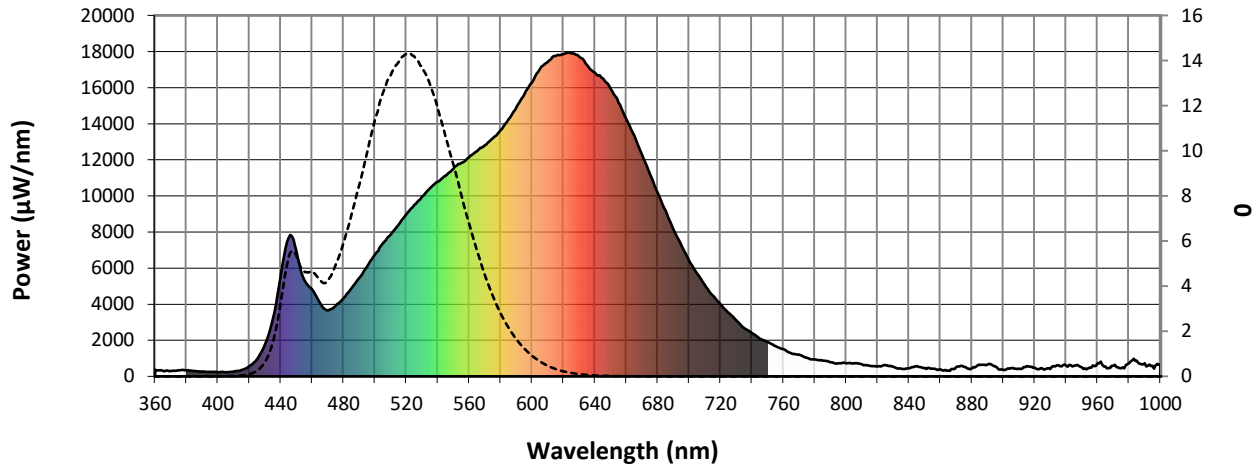
Scotopic Lumens: 1239

S/P: 1.4

λ (nm)	Power (µW/nm)	Lumens (φ/nm)	λ (nm)	Power (µW/nm)	Lumens (φ/nm)	λ (nm)	Power (µW/nm)	Lumens (φ/nm)	λ (nm)	Power (µW/nm)	Lumens (φ/nm)	λ (nm)	Power (µW/nm)	Lumens (φ/nm)
360	368	0.0	490	5466	8.4	620	17862	0.2	750	1898	0.0	880	436	0.0
365	310	0.0	495	6091	9.8	625	17922	0.2	755	1681	0.0	885	632	0.0
370	293	0.0	500	6757	11.3	630	17723	0.1	760	1509	0.0	890	653	0.0
375	346	0.0	505	7358	12.5	635	17256	0.1	765	1279	0.0	895	546	0.0
380	338	0.0	510	7854	13.3	640	16836	0.0	770	1201	0.0	900	354	0.0
385	299	0.0	515	8389	13.9	645	16513	0.0	775	1028	0.0	905	454	0.0
390	270	0.0	520	8991	14.3	650	15949	0.0	780	937	0.0	910	426	0.0
395	252	0.0	525	9495	14.2	655	15172	0.0	785	877	0.0	915	565	0.0
400	234	0.0	530	9972	13.7	660	14269	0.0	790	784	0.0	920	483	0.0
405	236	0.0	535	10431	13.0	665	13357	0.0	795	723	0.0	925	418	0.0
410	267	0.0	540	10792	11.9	670	12286	0.0	800	735	0.0	930	416	0.0
415	349	0.0	545	11118	10.7	675	11211	0.0	805	729	0.0	935	626	0.0
420	560	0.1	550	11517	9.4	680	10179	0.0	810	667	0.0	940	584	0.0
425	974	0.2	555	11837	8.1	685	9184	0.0	815	584	0.0	945	579	0.0
430	1769	0.6	560	12154	6.8	690	8166	0.0	820	546	0.0	950	504	0.0
435	3208	1.4	565	12489	5.6	695	7279	0.0	825	620	0.0	955	485	0.0
440	5576	3.1	570	12803	4.5	700	6419	0.0	830	532	0.0	960	719	0.0
445	7682	5.1	575	13201	3.6	705	5709	0.0	835	420	0.0	965	552	0.0
450	6958	5.4	580	13645	2.8	710	5055	0.0	840	444	0.0	970	586	0.0
455	5347	4.7	585	14250	2.2	715	4482	0.0	845	562	0.0	975	439	0.0
460	4823	4.7	590	14919	1.7	720	3984	0.0	850	454	0.0	980	736	0.0
465	4070	4.3	595	15606	1.2	725	3526	0.0	855	433	0.0	985	863	0.0
470	3650	4.2	600	16305	0.9	730	3109	0.0	860	383	0.0	990	722	0.0
475	3914	4.9	605	17030	0.7	735	2684	0.0	865	322	0.0	995	579	0.0
480	4339	5.9	610	17428	0.5	740	2396	0.0	870	523	0.0	1000	672	0.0
485	4881	7.1	615	17762	0.3	745	2098	0.0	875	541	0.0			

REPORT NUMBER: SP1-2101-124-2

Melanopic Flux vs. Wavelength



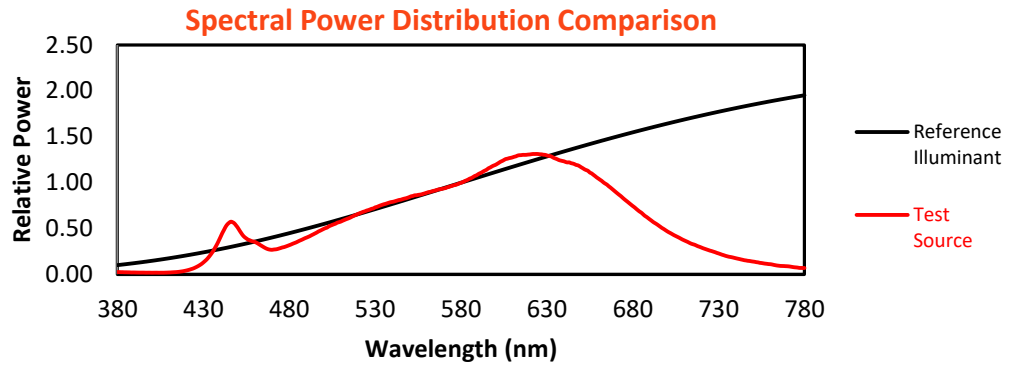
Melanopic Lumens: 471.9

M/P: 0.53

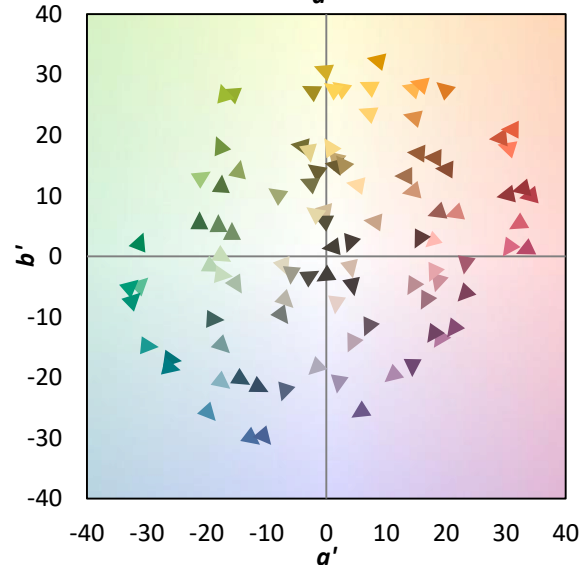
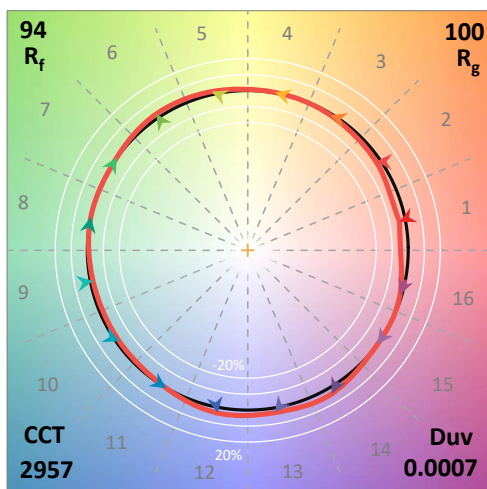
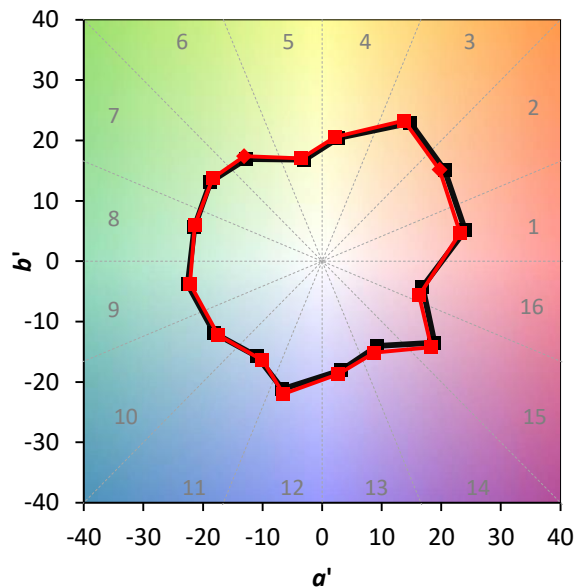
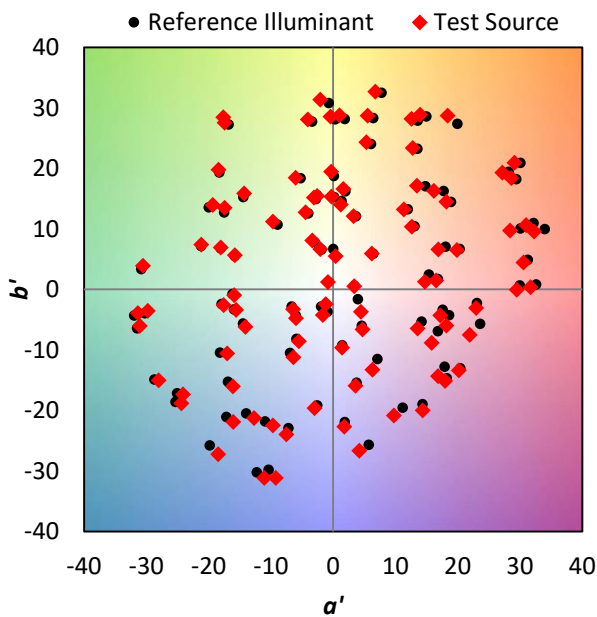
λ (nm)	Power (µW/nm)	Lumens (Φ/nm)	λ (nm)	Power (µW/nm)	Lumens (Φ/nm)	λ (nm)	Power (µW/nm)	Lumens (Φ/nm)	λ (nm)	Power (µW/nm)	Lumens (Φ/nm)	λ (nm)	Power (µW/nm)	Lumens (Φ/nm)
360	368	0.0	490	5466	4.5	620	17862	0.0	750	1898	0.0	880	436	0.0
365	310	0.0	495	6091	5.0	625	17922	0.0	755	1681	0.0	885	632	0.0
370	293	0.0	500	6757	5.4	630	17723	0.0	760	1509	0.0	890	653	0.0
375	346	0.0	505	7358	5.6	635	17256	0.0	765	1279	0.0	895	546	0.0
380	338	0.0	510	7854	5.6	640	16836	0.0	770	1201	0.0	900	354	0.0
385	299	0.0	515	8389	5.5	645	16513	0.0	775	1028	0.0	905	454	0.0
390	270	0.0	520	8991	5.2	650	15949	0.0	780	937	0.0	910	426	0.0
395	252	0.0	525	9495	4.8	655	15172	0.0	785	877	0.0	915	565	0.0
400	234	0.0	530	9972	4.3	660	14269	0.0	790	784	0.0	920	483	0.0
405	236	0.0	535	10431	3.8	665	13357	0.0	795	723	0.0	925	418	0.0
410	267	0.0	540	10792	3.2	670	12286	0.0	800	735	0.0	930	416	0.0
415	349	0.0	545	11118	2.6	675	11211	0.0	805	729	0.0	935	626	0.0
420	560	0.1	550	11517	2.1	680	10179	0.0	810	667	0.0	940	584	0.0
425	974	0.2	555	11837	1.6	685	9184	0.0	815	584	0.0	945	579	0.0
430	1769	0.4	560	12154	1.2	690	8166	0.0	820	546	0.0	950	504	0.0
435	3208	0.9	565	12489	0.9	695	7279	0.0	825	620	0.0	955	485	0.0
440	5576	1.9	570	12803	0.6	700	6419	0.0	830	532	0.0	960	719	0.0
445	7682	3.0	575	13201	0.4	705	5709	0.0	835	420	0.0	965	552	0.0
450	6958	3.2	580	13645	0.3	710	5055	0.0	840	444	0.0	970	586	0.0
455	5347	2.8	585	14250	0.2	715	4482	0.0	845	562	0.0	975	439	0.0
460	4823	2.8	590	14919	0.1	720	3984	0.0	850	454	0.0	980	736	0.0
465	4070	2.7	595	15606	0.1	725	3526	0.0	855	433	0.0	985	863	0.0
470	3650	2.6	600	16305	0.1	730	3109	0.0	860	383	0.0	990	722	0.0
475	3914	3.0	605	17030	0.0	735	2684	0.0	865	322	0.0	995	579	0.0
480	4339	3.5	610	17428	0.0	740	2396	0.0	870	523	0.0	1000	672	0.0
485	4881	4.0	615	17762	0.0	745	2098	0.0	875	541	0.0			

Summary

$R_f = 93.7$
 $R_g = 100.3$
 CIE $R_a = 94.1$
 $R_9 = 66.4$

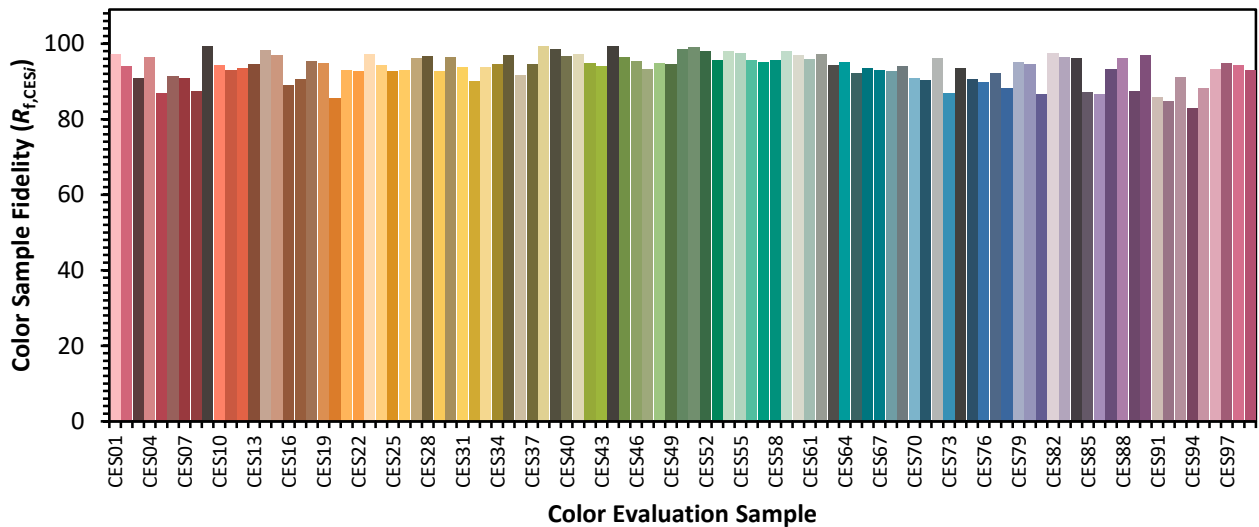


Color Vector Graphics

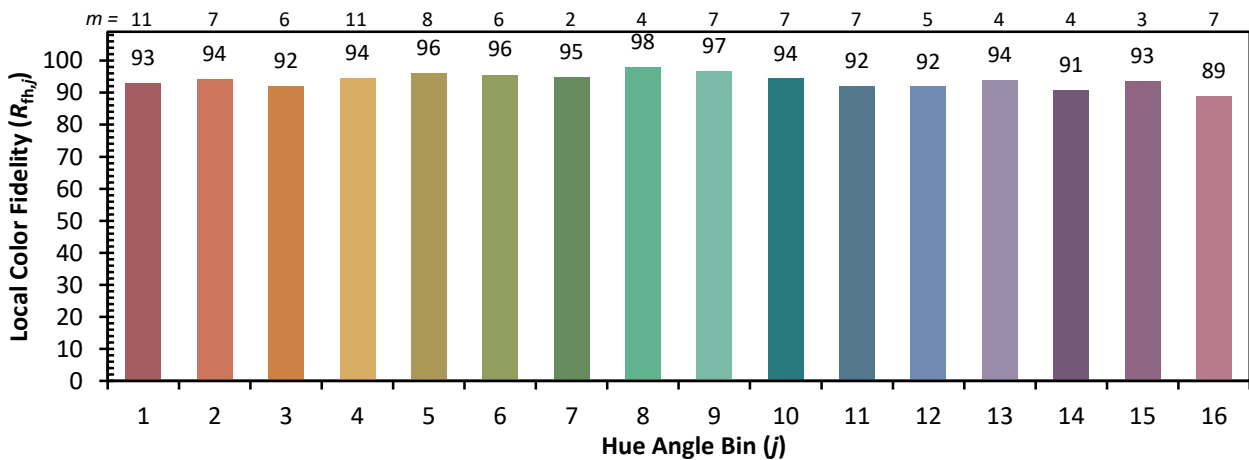
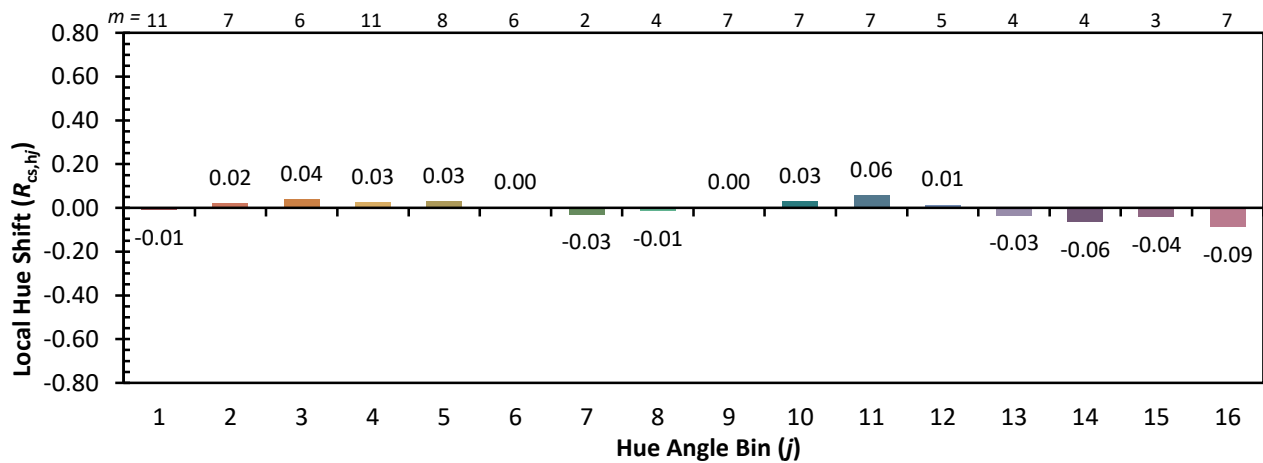
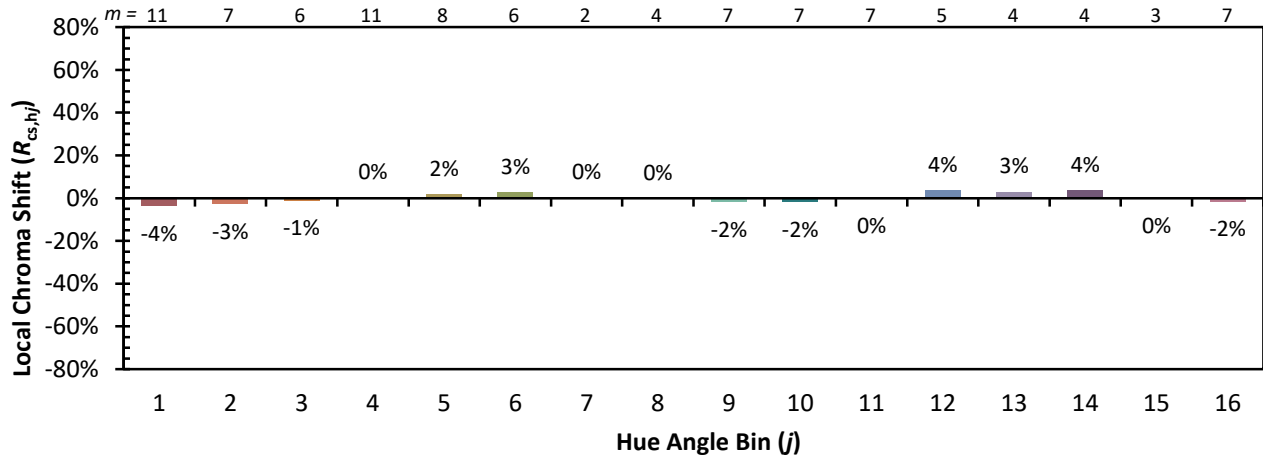


Individual Sample Fidelity Index ($R_{f,i}$)

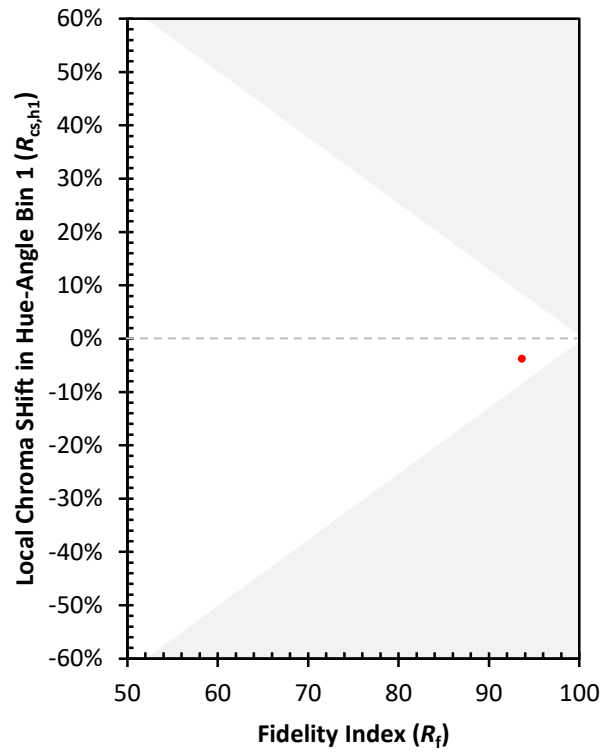
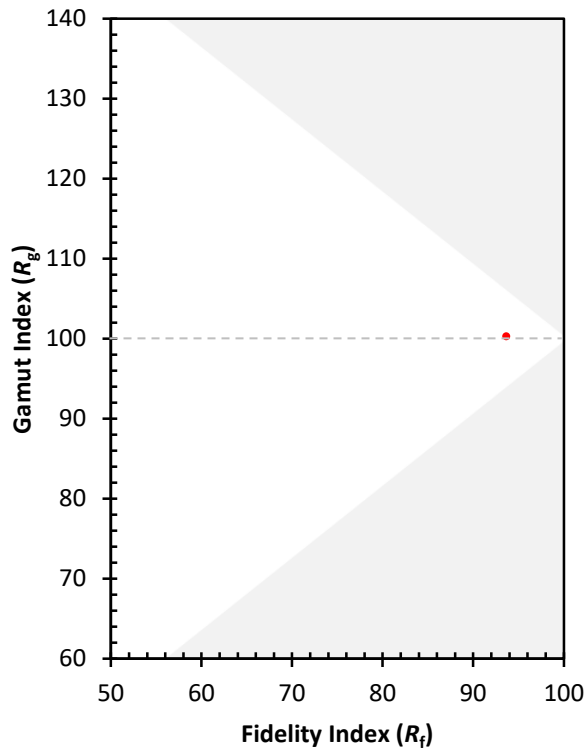
CES01 = 86	CES26 = 93	CES51 = 99	CES76 = 90
CES02 = 63	CES27 = 96	CES52 = 98	CES77 = 92
CES03 = 32	CES28 = 97	CES53 = 96	CES78 = 88
CES04 = 70	CES29 = 93	CES54 = 98	CES79 = 95
CES05 = 51	CES30 = 96	CES55 = 98	CES80 = 95
CES06 = 51	CES31 = 94	CES56 = 96	CES81 = 87
CES07 = 44	CES32 = 90	CES57 = 95	CES82 = 97
CES08 = 42	CES33 = 94	CES58 = 96	CES83 = 96
CES09 = 29	CES34 = 94	CES59 = 98	CES84 = 96
CES10 = 76	CES35 = 97	CES60 = 97	CES85 = 87
CES11 = 59	CES36 = 92	CES61 = 96	CES86 = 87
CES12 = 65	CES37 = 95	CES62 = 97	CES87 = 93
CES13 = 44	CES38 = 99	CES63 = 94	CES88 = 96
CES14 = 74	CES39 = 99	CES64 = 95	CES89 = 87
CES15 = 72	CES40 = 97	CES65 = 92	CES90 = 97
CES16 = 48	CES41 = 97	CES66 = 94	CES91 = 86
CES17 = 50	CES42 = 95	CES67 = 93	CES92 = 85
CES18 = 57	CES43 = 94	CES68 = 93	CES93 = 91
CES19 = 72	CES44 = 99	CES69 = 94	CES94 = 83
CES20 = 67	CES45 = 96	CES70 = 91	CES95 = 88
CES21 = 86	CES46 = 95	CES71 = 90	CES96 = 93
CES22 = 79	CES47 = 93	CES72 = 96	CES97 = 95
CES23 = 92	CES48 = 95	CES73 = 87	CES98 = 94
CES24 = 91	CES49 = 95	CES74 = 94	CES99 = 93
CES25 = 72	CES50 = 99	CES75 = 90	



Color Rendition by Hue-Angle Bin



Measure Comparisons



(END OF REPORT)